




distinctive
WOOD DESIGNS INC.

STAIR & RAILING PRODUCTS

SHAKER POSTS

Recessed flat shaker panels, beveled-top caps, and square edge overlays.



Below: Stained Maple Shaker Posts #1026-3 w/ Routered Caps and Stained Maple Handrail #88.



Right: Painted Shaker Post #1027-3 and Plain Spindles.

POST W/ CAP

AVAILABLE SIZES:

4 x 4

Item #: 1025-1

Post Width: 3-5/16"

Post Height: 48"

5 x 5 (shown on left)

Item #: 1026-1

Post Width: 4-3/4"

Post Height: 48"

6 x 6

Item #: 1027-1

Post Width: 5-3/4"

Post Height: 48"

POST W/ CAP & BOTTOM OVERLAY

AVAILABLE SIZES:

5 x 5 (shown on left)

Item #: 1026-2

Post Width: 4-3/4"

Overlay Width: 5-3/4"

Post Height: 48"

6 x 6

Item #: 1027-2

Post Width: 5-3/4"

Overlay Width: 6-3/4"

Post Height: 48"

POST W/ CAP, TOP & BOTTOM OVERLAYS

AVAILABLE SIZES:

5 x 5 (shown on left)

Item #: 1026-3

Post Width: 4-3/4"

Overlay Width: 5-3/4"

Post Height: 48"

6 x 6

Item #: 1027-3

Post Width: 5-3/4"

Overlay Width: 6-3/4"

Post Height: 48"

POST W/ CAP, TOP TRIM & BOTTOM OVERLAY

AVAILABLE SIZES:

5 x 5 (shown on left)

Item #: 1026-4

Post Width: 4-3/4"

Overlay Width: 5-3/4"

Post Height: 48"

6 x 6

Item #: 1027-4

Post Width: 5-3/4"

Overlay Width: 6-3/4"

Post Height: 48"

ROUTERED POSTS

Routed panels, routed caps, and Craftsman style overlays.

POST W/ CAP

AVAILABLE SIZES:

4 x 4

Item #: 1011-1
Post Width: 3-5/16"
Post Height: 48"

5 x 5 (shown on left)

Item #: 1012-1
Post Width: 4-3/4"
Post Height: 48"

6 x 6

Item #: 1013-1
Post Width: 5-3/4"
Post Height: 48"

POST W/ CAP & BOTTOM OVERLAY

AVAILABLE SIZES:

5 x 5 (shown on left)

Item #: 1012-2
Post Width: 4-3/4"
Overlay Width: 5-3/4"
Post Height: 48"

6 x 6

Item #: 1013-2
Post Width: 5-3/4"
Overlay Width: 6-3/4"
Post Height: 48"

POST W/ CAP, TOP & BOTTOM OVERLAYS

AVAILABLE SIZES:

5 x 5 (shown on left)

Item #: 1012-3
Post Width: 4-3/4"
Overlay Width: 5-3/4"
Post Height: 48"

6 x 6

Item #: 1013-3
Post Width: 5-3/4"
Overlay Width: 6-3/4"
Post Height: 48"

POST W/ CAP, TOP TRIM & BOTTOM OVERLAY


AVAILABLE SIZES:

5 x 5 (shown on left)

Item #: 1012-4
Post Width: 4-3/4"
Overlay Width: 5-3/4"
Post Height: 48"

6 x 6

Item #: 1013-4
Post Width: 5-3/4"
Overlay Width: 6-3/4"
Post Height: 48"



Above: Brazilian Cherry Routered Post #1012-3, Curved Top Rail #85, and Curved Bottom Rail #98.

Left: Maple Routered Post #1012-1 and Maple Traditional Stair Treads.

FLUTED POSTS

*Vertical flutes, routed caps, and Craftsman style overlays.
Two flutes in 4x4 posts, three flutes in 5x5 posts, and four flutes in 6x6 posts.*

POST W/ CAP

AVAILABLE SIZES:

4 x 4

Item #: 1035-1
Post Width: 3-5/16"
Post Height: 48"

5 x 5 (shown on left)

Item #: 1036-1
Post Width: 4-3/4"
Post Height: 48"

6 x 6

Item #: 1037-1
Post Width: 5-3/4"
Post Height: 48"

POST W/ CAP & BOTTOM OVERLAY

AVAILABLE SIZES:

5 x 5 (shown on left)

Item #: 1036-2
Post Width: 4-3/4"
Overlay Width: 5-3/4"
Post Height: 48"

6 x 6

Item #: 1037-2
Post Width: 5-3/4"
Overlay Width: 6-3/4"
Post Height: 48"

POST W/ CAP, TOP & BOTTOM OVERLAYS

AVAILABLE SIZES:

5 x 5 (shown on left)

Item #: 1036-3
Post Width: 4-3/4"
Overlay Width: 5-3/4"
Post Height: 48"

6 x 6

Item #: 1037-3
Post Width: 5-3/4"
Overlay Width: 6-3/4"
Post Height: 48"

POST W/ CAP, TOP TRIM & BOTTOM OVERLAY

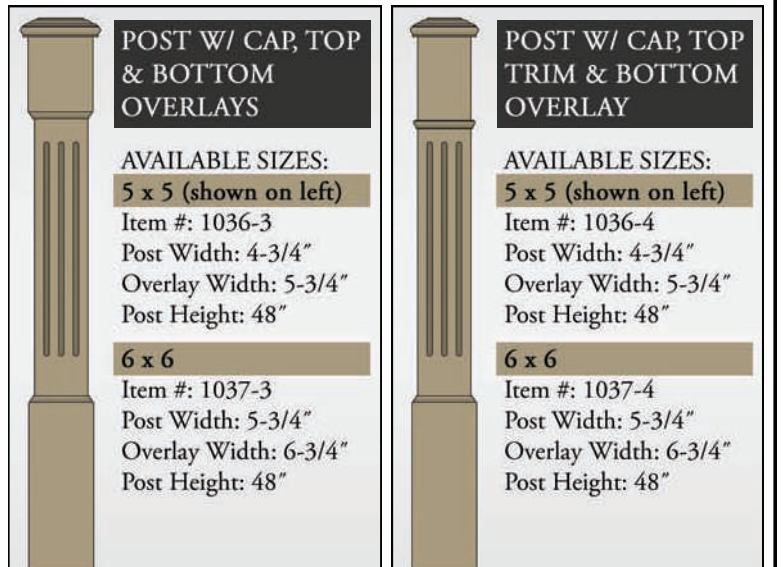
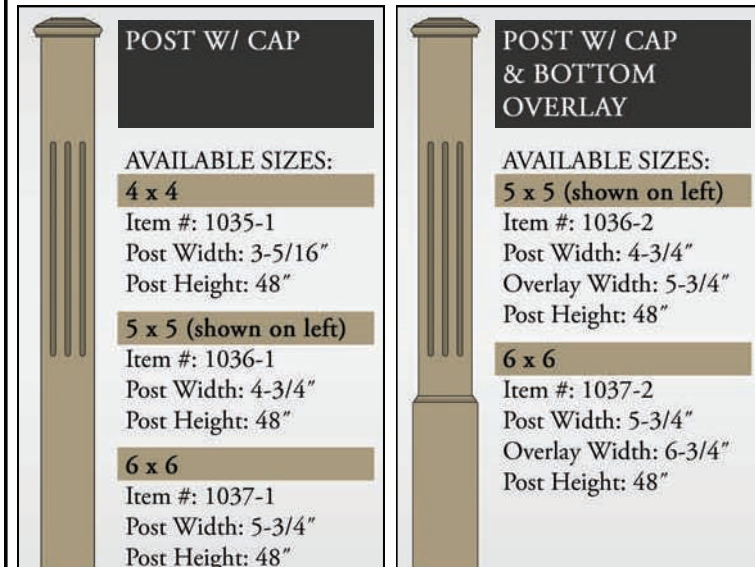
AVAILABLE SIZES:

5 x 5 (shown on left)

Item #: 1036-4
Post Width: 4-3/4"
Overlay Width: 5-3/4"
Post Height: 48"

6 x 6

Item #: 1037-4
Post Width: 5-3/4"
Overlay Width: 6-3/4"
Post Height: 48"



CRAFTSMAN POSTS

Our newest design features raised panels and elegant detailing.

POST W/ CAP

AVAILABLE SIZES:

5 x 5 (shown on left)

Item #: 1030-1

Post Width: 4-3/4"

Post Height: 48"

6 x 6

Item #: 1031-1

Post Width: 5-3/4"

Post Height: 48"

POST W/ CAP & BOTTOM OVERLAY

AVAILABLE SIZES:

5 x 5 (shown on left)

Item #: 1030-2

Post Width: 4-3/4"

Overlay Width: 5-3/4"

Post Height: 48"

6 x 6

Item #: 1031-2

Post Width: 5-3/4"

Overlay Width: 6-3/4"

Post Height: 48"

POST W/ CAP, TOP & BOTTOM OVERLAYS

AVAILABLE SIZES:

5 x 5 (shown on left)

Item #: 1030-3

Post Width: 4-3/4"

Overlay Width: 5-3/4"

Post Height: 48"

6 x 6

Item #: 1031-3

Post Width: 5-3/4"

Overlay Width: 6-3/4"

Post Height: 48"

POST W/ CAP, TOP TRIM & BOTTOM OVERLAY

AVAILABLE SIZES:

5 x 5 (shown on left)

Item #: 1030-4

Post Width: 4-3/4"

Overlay Width: 5-3/4"

Post Height: 48"

6 x 6

Item #: 1031-4

Post Width: 5-3/4"

Overlay Width: 6-3/4"

Post Height: 48"



Left & Middle: Maple Craftsman Posts #1030-4.

Right: Painted Plain Post #1002-3, Stained Handrail, and Contemporary Style Stair Treads.

PLAIN POSTS

Modern looking square posts, routered caps, and square edge overlays.

POST W/ CAP

AVAILABLE SIZES:

4 x 4

Item #: 1000-1

Post Width: 3-5/16"

Post Height: 48"

5 x 5 (shown on left)

Item #: 1001-1

Post Width: 4-3/4"

Post Height: 48"

6 x 6

Item #: 1002-1

Post Width: 5-3/4"

Post Height: 48"

POST W/ CAP & BOTTOM OVERLAY

AVAILABLE SIZES:

5 x 5 (shown on left)

Item #: 1001-2

Post Width: 4-3/4"

Overlay Width: 5-3/4"

Post Height: 48"

6 x 6

Item #: 1002-2

Post Width: 5-3/4"

Overlay Width: 6-3/4"

Post Height: 48"

POST W/ CAP, TOP & BOTTOM OVERLAYS

AVAILABLE SIZES:

5 x 5 (shown on left)

Item #: 1001-3

Post Width: 4-3/4"

Overlay Width: 5-3/4"

Post Height: 48"

6 x 6

Item #: 1002-3

Post Width: 5-3/4"

Overlay Width: 6-3/4"

Post Height: 48"

POST W/ CAP, TOP TRIM & BOTTOM OVERLAY

AVAILABLE SIZES:

5 x 5 (shown on left)

Item #: 1001-4

Post Width: 4-3/4"

Overlay Width: 5-3/4"

Post Height: 48"

6 x 6

Item #: 1002-4


Post Width: 5-3/4"

Overlay Width: 6-3/4"

Post Height: 48"

HERITAGE POSTS

Recessed panels trimmed with Victorian mouldings and overlays.



POST W/ CAP

AVAILABLE SIZES:

5 x 5 (shown on left)

Item #: 1020-1

Post Width: 4-3/4"


Post Height: 48"

6 x 6

Item #: 1021-1

Post Width: 5-3/4"

Post Height: 48"



POST W/ CAP & BOTTOM OVERLAY

AVAILABLE SIZES:

5 x 5 (shown on left)

Item #: 1020-2

Post Width: 4-3/4"

Overlay Width: 5-3/4"

Post Height: 48"

6 x 6

Item #: 1021-2

Post Width: 5-3/4"

Overlay Width: 6-3/4"

Post Height: 48"



POST W/ CAP, TOP & BOTTOM OVERLAYS

AVAILABLE SIZES:

5 x 5 (shown on left)

Item #: 1020-3

Post Width: 4-3/4"

Overlay Width: 5-3/4"

Post Height: 48"

6 x 6

Item #: 1021-3

Post Width: 5-3/4"

Overlay Width: 6-3/4"

Post Height: 48"



POST W/ CAP, TOP TRIM & BOTTOM OVERLAY

AVAILABLE SIZES:

5 x 5 (shown on left)

Item #: 1020-4

Post Width: 4-3/4"

Overlay Width: 5-3/4"

Post Height: 48"

6 x 6

Item #: 1021-4

Post Width: 5-3/4"

Overlay Width: 6-3/4"

Post Height: 48"

Below: Painted Heritage Post & Cap.

Right: Maple Corner Fluted Post #1045-1.

Left: Maple Heritage Post #1020-2.



CORNER FLUTED POSTS

Routed caps and Craftsman style overlays.



POST W/ CAP

AVAILABLE SIZES:

4 x 4

Item #: 1045-1

Post Width: 3-5/16"

Post Height: 48"

5 x 5 (shown on left)

Item #: 1046-1

Post Width: 4-3/4"

Post Height: 48"

6 x 6

Item #: 1047-1

Post Width: 5-3/4"

Post Height: 48"



POST W/ CAP & BOTTOM OVERLAY

AVAILABLE SIZES:

5 x 5 (shown on left)

Item #: 1046-2

Post Width: 4-3/4"

Overlay Width: 5-3/4"

Post Height: 48"

6 x 6

Item #: 1047-2

Post Width: 5-3/4"

Overlay Width: 6-3/4"

Post Height: 48"



POST W/ CAP, TOP & BOTTOM OVERLAYS

AVAILABLE SIZES:

5 x 5 (shown on left)

Item #: 1046-3

Post Width: 4-3/4"

Overlay Width: 5-3/4"

Post Height: 48"

6 x 6

Item #: 1047-3

Post Width: 5-3/4"

Overlay Width: 6-3/4"

Post Height: 48"



POST W/ CAP, TOP TRIM & BOTTOM OVERLAY

AVAILABLE SIZES:

5 x 5 (shown on left)

Item #: 1046-4

Post Width: 4-3/4"

Overlay Width: 5-3/4"

Post Height: 48"

6 x 6

Item #: 1047-4

Post Width: 5-3/4"

Overlay Width: 6-3/4"

Post Height: 48"

CAP STYLES

Caps are included with the post assemblies, but are also available separately.

CRAFTSMAN CAP



ITEM #:	SIZE:
1200	4 x 4
1201	5 x 5 (shown above)
1202	6 x 6
1203	7 x 7

ROUTERED CAP



ITEM #:	SIZE:
1095	4 x 4
1096	5 x 5 (shown above)
1097	6 x 6
1098	7 x 7

HERITAGE CAP



ITEM #:	SIZE:
1075	4 x 4
1076	5 x 5 (shown above)
1077	6 x 6
1078	7 x 7

SHAKER CAP



ITEM #:	SIZE:
1085	4 x 4
1086	5 x 5 (shown above)
1087	6 x 6
1088	7 x 7

SOFT-TOP CAP



ITEM #:	SIZE:
1110	4 x 4
1111	5 x 5 (shown above)
1112	6 x 6
1113	7 x 7

SOFT-TOP PROFILING



ITEM #:	SIZE:
1104	4 x 4
Only available on 4 x 4 Poplar posts (solid posts).	

SOFT-TOP PROFILING WITH GROOVE



ITEM #:	SIZE:
1105	4 x 4
Only available on 4 x 4 Poplar posts (solid posts).	

UNDERSCROLL PROFILING



ITEM #:	SIZE:
1106	4 x 4
Only available on 4 x 4 posts.	

60" POSTS



Any of the posts in this brochure can be made with a height of 60".

Simply choose a post from this brochure and add the appropriate item number below to your order.

AVAILABLE SIZES:

4 x 4

Item #: 1068

Post Height: 60"

5 x 5 (shown on left)

Item #: 1069

Post Height: 60"

6 x 6

Item #: 1070

Post Height: 60"

SPINDLES

Available in Maple, Poplar, and Paint Grade.

PLAIN

AVAILABLE SIZES:

34" long

Item #: 1120

Size: 1-5/8" x 1-5/8"

42" long

Item #: 1121

Size: 1-5/8" x 1-5/8"



DOUBLE FLUTED

AVAILABLE SIZES:

34" long

Item #: 1122

Size: 1-5/8" x 1-5/8"

42" long

Item #: 1123

Size: 1-5/8" x 1-5/8"



CORNER FLUTED

AVAILABLE SIZES:

34" long

Item #: 1124

Size: 1-5/8" x 1-5/8"

42" long

Item #: 1125

Size: 1-5/8" x 1-5/8"

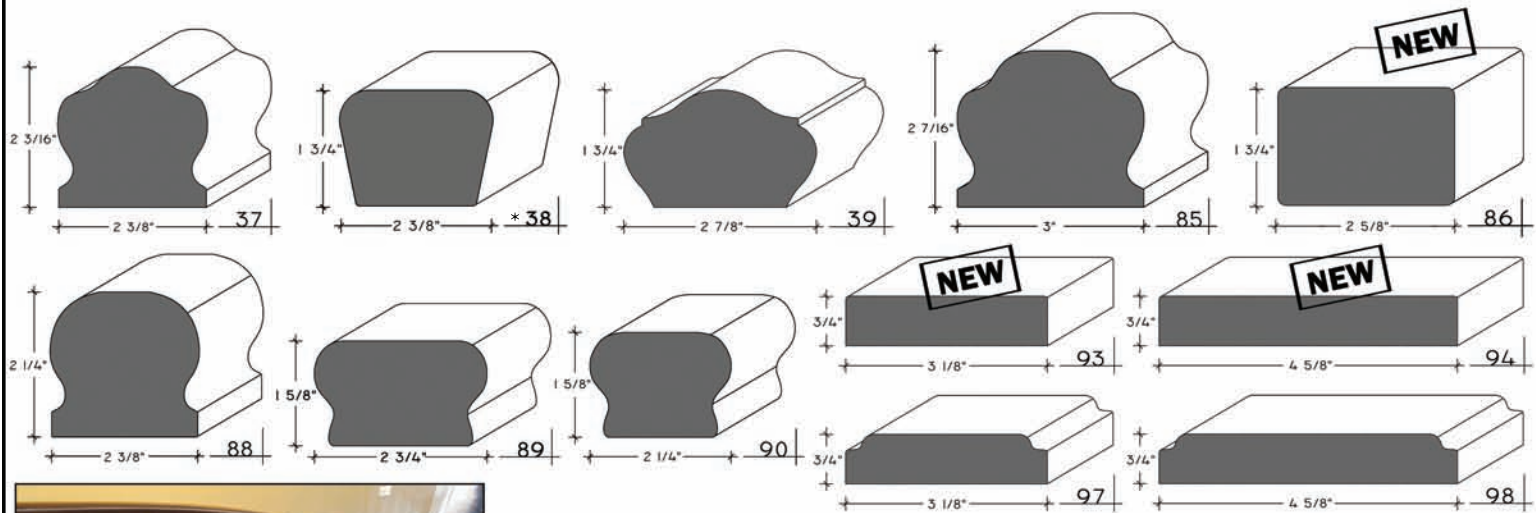


HALF POSTS

All posts available in "half posts."
Please specify when ordering.

RAILING PROFILES

Available for straight and curved staircases.



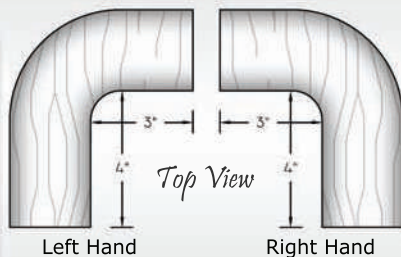
Curved Railing Process

Curved railings can be manufactured in the profiles shown above (*with the exception of #38). We supply the appropriate 1/4" thick wood strips which are bent and glued together on site by the railing installer. The glued up strips are returned to us and we shape and sand the railing to the chosen profile.

RAILING FITTINGS

Available in the handrail profiles shown above.

Return (#110)



Gooseneck (#107)



Small Scroll (#102)



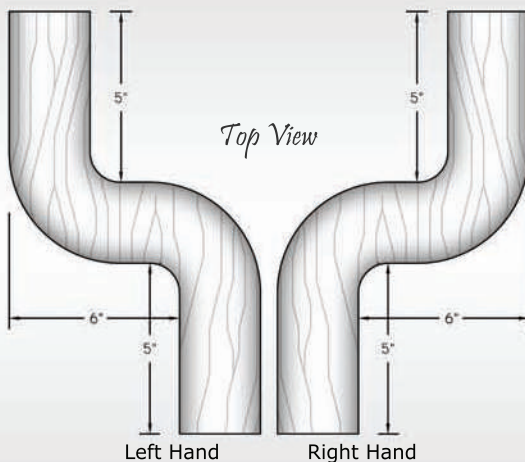
Wall Bracket (#132)



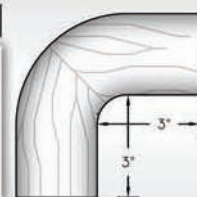
"S" Bend (#118)



Left Hand
Shown Above



90° Elbow (#113)



Centre Flat (#101)



Declining Scroll (#105)



Right Hand
Shown

Ease Up (#115)



Ease Over (#116)



Horn End (#111)



Scroll End (#104)



Other Parts Available:
Centre Full (#100), Large Scroll (#103),
Declining Elbow (#106),
and 90° Flat (#114).

STAIREND & WALLENDS

TRADITIONAL

Straight Stairend

ITEM #:	WIDTH:
1140	3.375"
1141	4.75"
1142	6"

Straight Wallend

ITEM #:	WIDTH:
1150	3.375"
1151	4.75"

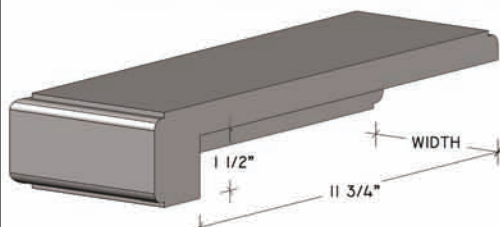

Curved Stairend

ITEM #:	WIDTH:
1145	3.375"
1146	4.75"
1147	6"

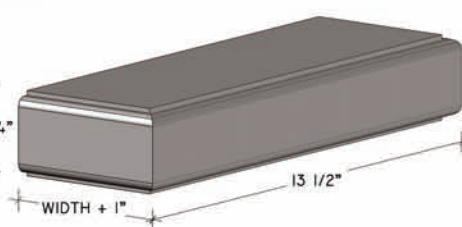
Curved Wallend

ITEM #:	WIDTH:
1155	3.375"
1156	4.75"
1157	6"

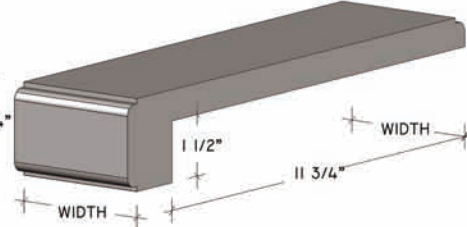
Riser material is included with all stairends and wallends.



Straight Stairend (LEFT HAND)



Straight Stairend (RIGHT HAND)



Straight Wallend

Contemporary stairends & wallends have 1/8" radiused edges.

NEW



CONTEMPORARY

Straight Stairend

ITEM #:	WIDTH:
1160	3.375"
1161	4.75"
1162	6"

Straight Wallend

ITEM #:	WIDTH:
1170	3.375"
1171	4.75"

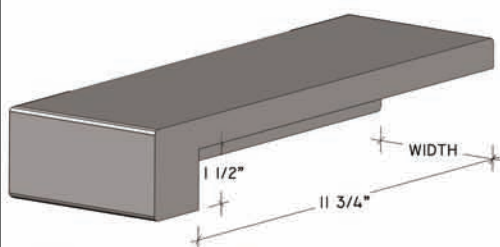
Curved Stairend

ITEM #:	WIDTH:
1165	3.375"
1166	4.75"
1167	6"

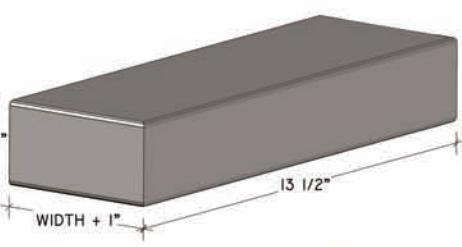
Curved Wallend

ITEM #:	WIDTH:
1175	3.375"
1176	4.75"
1177	6"

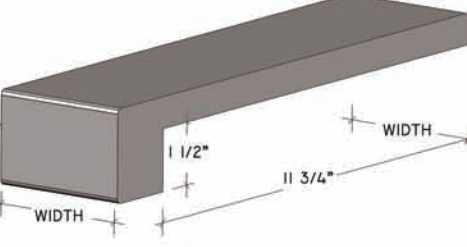
Riser material is included with all stairends and wallends.



Straight Stairend (LEFT HAND)

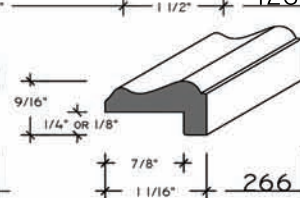
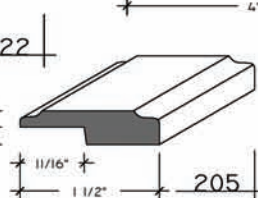
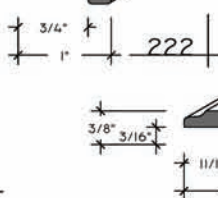
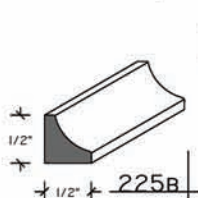
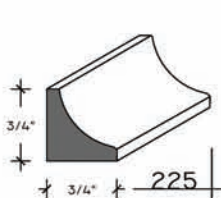
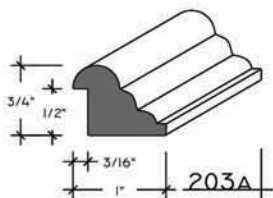

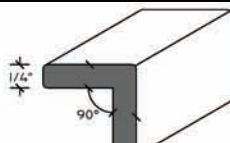
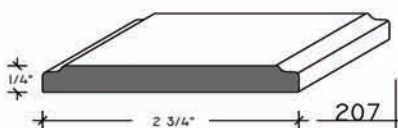
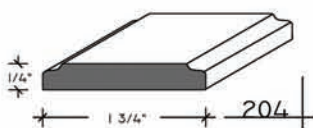


Straight Stairend (RIGHT HAND)

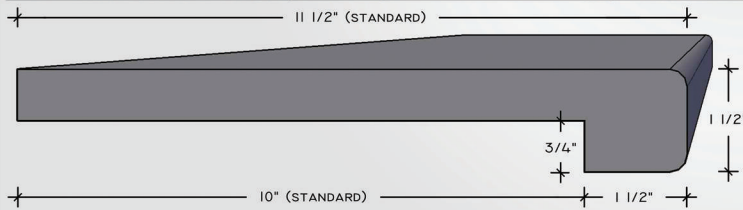


Straight Wallend

MOULDINGS




CONTEMPORARY STYLE SOLID WOOD STAIR TREADS




Standard Configurations (custom sizes are available upon request)



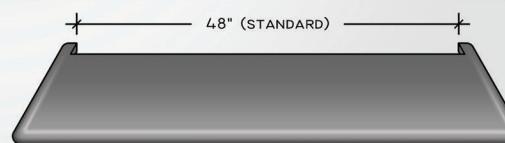
LEFT
Profile on Front
and Left Side.



RIGHT
Profile on Front
and Right Side.



OPEN
Profile on
Front Only.



CLOSED
Profile on Front,
Left, and Right
Sides.

OPEN RISER TREADS

Custom made modern staircases in any species or configuration



ORDERING INFORMATION & WOOD SPECIES

For Maple, Poplar, Red Oak or Paint Grade products, please allow 5 - 10 days to assemble an order. For stair treads or products in specialty wood species (including African Mahogany, Alder, Cherry, Braz. Cherry, Walnut, and White Oak) please allow four weeks for production.